




PARENTS' GUIDE TO DEVICE USE FOR HOME-BASED LEARNING (HBL)

NAVIGATING YOUR DEVICE

Getting Started

Key applications have been pre-loaded on your device.

Refer to the screenshots below to learn how to access your files , applications  and internet .

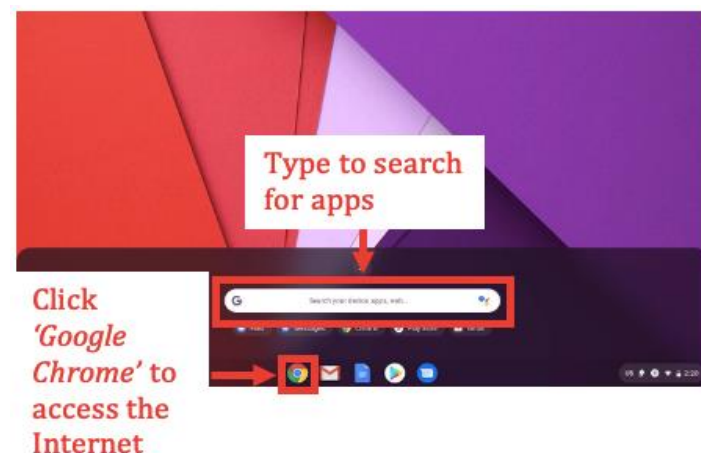
Windows



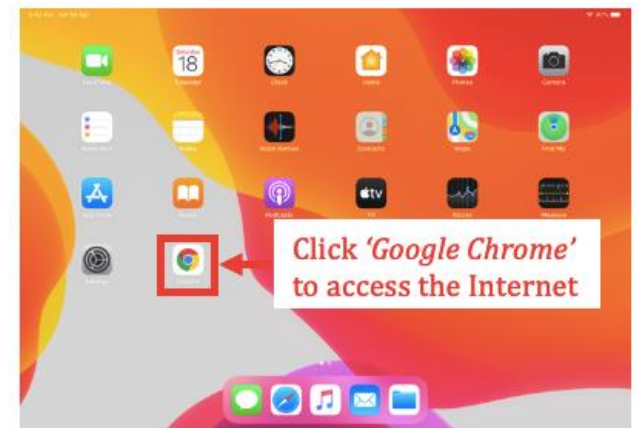
Macintosh



Chromebook



iPad




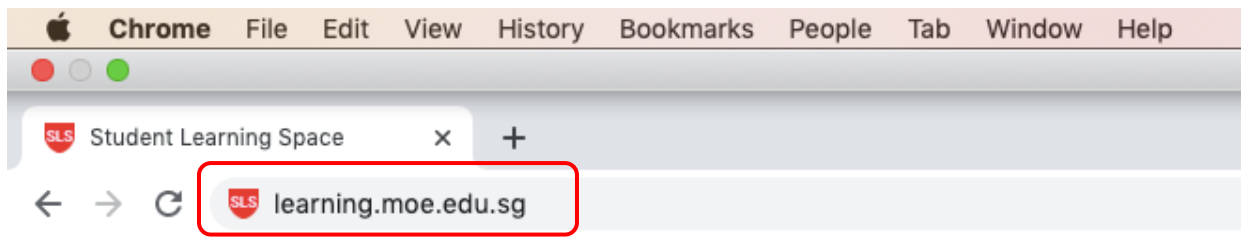
Android Tablet




Bookmarking Website Links

Use bookmarks or folders to organise frequently used websites so that you can easily access them.

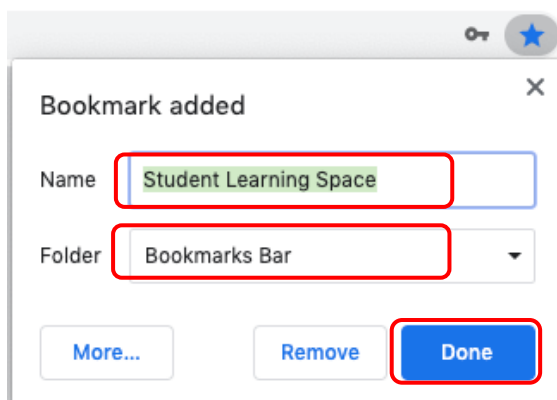
- 1 In your  browser, type in the website that you wish to bookmark.



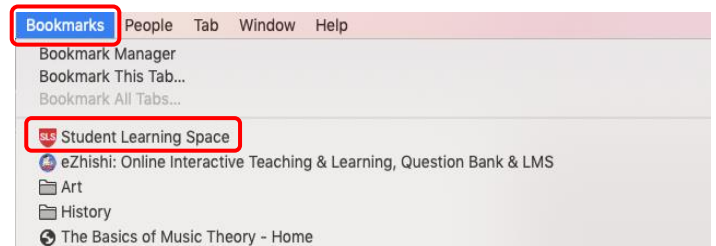
- 2 In the same browser window, click on the  at the right of the screen.



- 3 Label your bookmark and select the Bookmark Bar. Click Done!



- 4 Click the Bookmarks Tab at the top of the browser window to locate your saved bookmark.



Suggested Website Links to Bookmark

Below are some suggested websites that you should get your child to bookmark.




<https://learning.moe.edu.sg>



<https://jieminpri.moe.edu.sg/>

TROUBLE-SHOOTING SLS

Student Learning Space (SLS) Self-Help



Forgot SLS Password

- Step 1: Your child can self-reset password using [FORGOT PASSWORD](#) Reset Link
- Step 2: Your child can self-reset password by Answering Security Questions
- Step 3: Contact School's Helpdesk or Subject Teacher to reset your child's password
- Step 4: Contact SLS Helpdesk to reset their password



Forgot SLS Username

Your child's username is usually the first 5 characters of their full name and last 4 digits of their birth cert or NRIC together with the alphabet, e.g. TANAH2345X.

If your child is still unable to obtain his / her Username, please contact their Form / Subject Teacher.



Unable to login after many failed attempts

- Step 1: Try self-help to reset your child's password first
- Step 2: Contact School's Helpdesk or Subject Teacher to reset your child's password
- Step 3: Contact SLS Helpdesk to reset their password

Other Login Issues

The SLS Helpdesk information can be found at Login Troubleshooting at the footer of the Login Page footer.

[Login Troubleshooting](#)

[Terms of Use](#)

[Privacy Statement](#)

[Report Vulnerability](#)

Copyright © 2020 Ministry of Education, Singapore. All rights reserved.

Some Helplines

You can contact the following if you require additional support on SLS and devices.



For SLS Helpdesk: 6702 6513 or helpdesk@sls.infinity.com
(Mon-Fri, 4pm – 9pm, Sat: 9am – 3pm)

The helpdesk will need to verify your child's identity using the security questions that your child had set up when his / her account was first activated.



For School Office: 62571772 or go to



For Technical Help with school loan devices: 62571772 (Ask for Mr Seon or Mr Firdaus)